

2018



2019 04

.....	1
.....	4
.....	9
.....	11
.....	23
.....	40
.....	47
.....	48
.....	55
.....	60
.....	61
.....	194

	B		000056 200056
	Shenzhen Wongtee International Enterprise Co., Ltd.		
	2028	58	03
	518048		
	350		28

	2010 “ + + ”
	<p>1992 " " 1459.56 35%</p> <p>2006 2933.8952 13.28%</p> <p>" " 3026.4192 13.70%</p> <p>2009 4 3026.4192 B</p> <p>2010 8</p> <p>100%</p>

	1061 A 16

	2018	2017			2016	
	949,111,225.86	702,271,639.39	807,970,565.62	17.47%	325,839,869.42	325,839,869.42
	90,652,194.53	177,823,722.36	120,153,551.14		139	

	28,186,503.95	25,341,971.72	47,594,338.98	-48,621,993.94
	287,798,962.43	-204,976,100.09	128,563,663.67	-17,854,169.84

	2018	2017	2016	
--	------	------	------	--

	1,259,013.80	9,510,553.67		
	47,041,667.00	50,087,660.62	53,490,328.01	

1 —

“ + + ”

“ + + ” “ ”

6M

1

100

2

3

6500

100

2019 2 18



—



“ + + ”

2018

2017

2017

2017

45,974,549.42

A B 1,485,844

0.13%

1

“ ” “ ”

2

1

	2018		2017		
	949,111,225.86	100%	807,970,565.62	100%	17.47%
	502,695,926.77	52.96%	410,633,654.92	50.82%	22.42%
	289,226,572.27	30.47%	207,747,912.11	25.71%	39.22%
	56,420,467.50	5.94%	38,937,899.33	4.82%	44.90%
	100,768,259.32	10.63%	150,651,099.26	18.65%	-33.11%
	866,471,591.06	91.29%	659,150,184.65	81.58%	31.45%
	70,595,750.50	7.44%	38,937,899.33	4.82%	81.30%
	12,043,884.30	1.27%	109,882,481.64	13.60%	-89.04%

2

10%

	502,695,926.77	176,802,854.91	64.83%	22.42%	32.23%	-2.61%
	289,226,572.27	55,673,160.31	80.75%	39.22%	5.34%	

8



3

	2018	2017		
	43,422,796.66	23,925,879.16	81.49%	
	127,120,633.18	96,387,496.80	31.88%	
	309,625,198.70	274,344,820.12	12.86%	

4

5

	2018	2017	
	1,929,825,453.84	1,919,620,079.76	0.53%
	1,736,293,097.67	1,589,184,003.57	9.26%
	193,532,356.17	330,436,076.19	-41.43%
	2,705,610,555.40	914,956,383.57	195.71%
	2,261,975,735.00	2,326,821,611.76	-2.79%
	443,634,820.40	-1,411,865,228.19	-131.42%
	546,568,866.00	1,499,982,500.76	-63.56%
	1,694,563,545.29	549,373,718.14	208.45%
	-1,147,994,679.29	950,608,782.62	-220.76%
	-510,827,009.69	-130,857,710.18	290.37%

1

41.43%

	108,910,876.60	73.56%		

	0					
	3,713,949,292.00	28.02%	4,736,320,000.00	31.45%	-3.43%	

2

	9,368,505,038.00	24,425,616.47	24,075,920.80		67,062,262.73		9,484,068,838.00
	9,368,505,038.00	24,425,616.47	24,075,920.80		67,062,262.73		9,484,068,838.00
	0.00						0.00

3

“2018

”

1

	577,625,400.00	1,362,981,071.92
		-57.62%

2

--	--	--	--	--	--	--	--	--	--	--	--	--	--	--

												2018-39
	--	--	--	92,040,0 00.00	92,040,0 00.00	--	--	0.00	24,425,6 16.47	--	--	--

4

1

2

5

1

2019

1

2018 09 07			2018-03
2018 12 12			2018-04
2018 12 14			2018-05
			5
			24
			0
			0



3							
1	2016	2016					
2	2017	2017 12 31	1,175,345,368			10	0.4
3	2018	2019 4 23				1,173,859,524	1,175,345,368
				10	0.10 ()		
	1,485,844						

2018	11,738,595.24	90,652,194.53	12.95%	0.00	0.00%	11,738,595.24	12.95%
2017	45,974,549.42	120,153,545.65	38.26%	0.00	0.00%	45,974,549.42	38.26%
2016	0.00	111,546,549.42	0.00%	0.00	0.00%	0.00	0.00%

							11,738,595.24
							81,742,614.09
							100%
							90,652,194.53
	2018	79,028,358.00		, 2017	56,591,641.31		
7,902,835.80		2017			45,974,549.42	2018	
81,742,614.09	2018				2,311,952,736.19		
		2019	4	23		1,173,859,524	1,175,345,368
	1,485,844				10	0.10	()
11,738,595.24							

1

--	--	--	--	--	--	--



			2018 10 22 2018 11 21 12	2018 10 22	14	
	;		10 24 1 14 /	2018 2018 10 24	6	

2018

1

2018

2018 15

1 “ ” “
” “
“ ” “
” “
[” “

“2018

”

	90			
	7			
	2017	2	2016	3

399.24 0

1

2017 51 2,756.05 5.89 /
 2017 7 25 2017 8 7

804.76 12

12

12

804.76
 2018 6 22 2017 2017
 2017

826.815 5.89 /

2018 6 22 2017 2017 9

432.768

5.89 /
 1,259.583

1

--	--	--	--	--	--	--	--	--	--	--	--	--	--	--

													2017-7 0
					25 /	2,073.3 2	4.12%	0			13-33 /		
					100 10	821.12	8.15%	0			2017 10%-20 08 29 %		< > 2017-7 0
					100	754.72	7.49%	0			2017 10%-20 08 29 %		< > 2017-7 0

--

					6,706.23	9,204.59	9,204			2018 0 04 21	2018-39
			35%		39,993.81	42,148.01	42,000			2018 0 06 02	2018-52
								22.34%			
								100%			
								62,543.03			
			22.34%		62,819.99	69,101.57	69,101.57			2018 0 12 10	2018-87

								26,339.49			
								2019			
			100%		5,085.52	6,558.54	6,558.54			2018	
								22.34%		0 12 10	
											2018-87

A3	119.71	A4	119.71					

2016 01

19

	29							
C1								

2

3

1

		49,930	0	

2

3

1

2018 10 23

A

2018 10 228# 2018 118 21 44

94.62

6.10 / 577.33

2

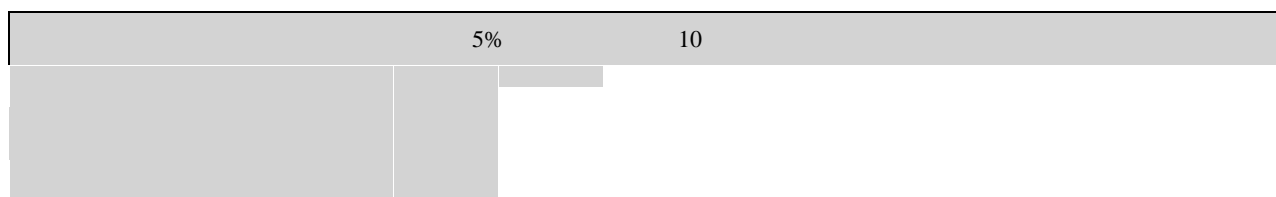
1

	645,999,5 62	54.96%				-617,410, 343	-617,410, 343	28,589,21 9	2.43%
3	645,931,6 62	54.95%				-617,410, 343	-617,410, 343	28,521,31 9	2.42%
	577,741,6 72	49.15%				-577,741, 672	-577,741, 672	0	0.00%
	68,189,99 0	5.80%				-39,668,6 71	-39,668,6 71	28,521,31 9	2.42%
4	67,900	0.01%						67,900	0.01%
	67,900	0.01%						67,900	0.01%

--	--	--	--	--	--	--

119,641,076

119,641,076

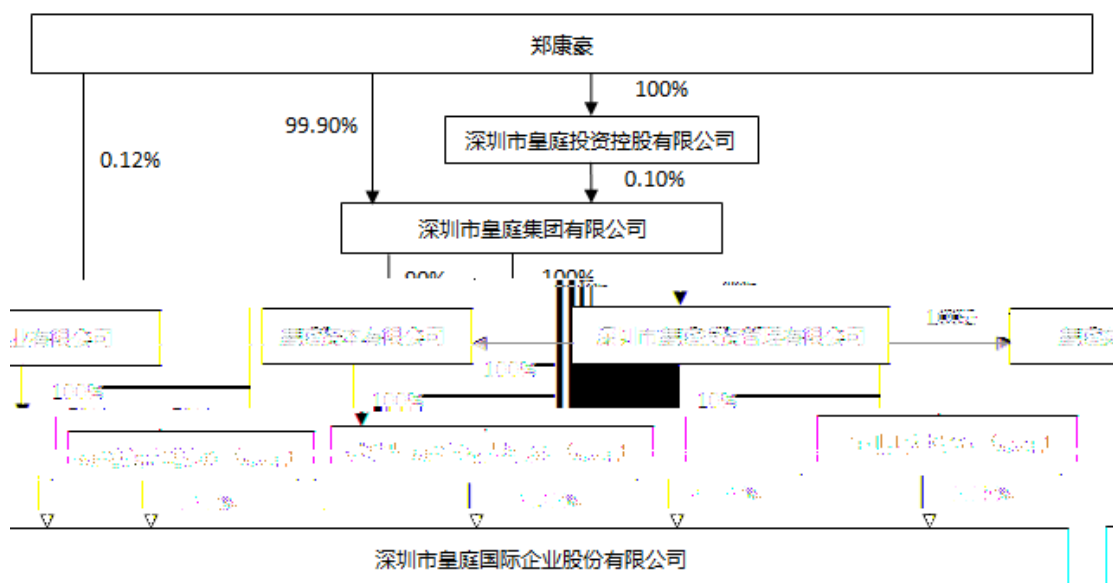


253,891,877

)
		2013 09 16	914403000798364759	; ; (); ()
		2009 02 26	50595308	
		2009 05 07	37908138	

3

	2018		
10			



4 10%

5

					2010 43 09 10	2019 09 25	1,371,626				1,371,626
					2018 46 06 22	2019 09 25	2,546,700				2,546,700
					2010 51 09 10	2019 09 25	2,550,000				2,550,000
					2018 39 06 22	2019 09 25	0				0

--	--	--	--	--

			2017 04 15		
			2016 05 10		
			2015 04 23		

2018

	74.08	
	0.75	
	244.91	
	205.6	
	122.37	
	138.23	
	8	
	8	
	8	

	62
	36
	28
	56

1

2

3

4

5

6

3

7


1



1

2

	2019 04 25	
	2018	
	www.cninfo.com.cn	
	100.00%	
	100.00%	



	2019 04 23
	[2019] Z110277

“ ”

2018 12 31

		231,741,109.34	743,212,203.00
		165,153,901.71	55,158,091.77
		1,595,077,474.00	2,069,100,000.00
		32,703,967.76	4,424,585.89
		501,566,113.11	108,798,859.89
		15,293,510.77	110,499,898.98
		236,020,771.82	578,432,816.76
		50,081,840.70	51,693,838.60
		2,827,638,689.21	3,721,320,294.89
		451,017,771.28	507,000,000.00
		99,328,325.34	333,526,666.52
		37,100,309.33	816,378,252.98

		9,484,068,838.00	9,368,505,038.00
		51,187,108.61	54,914,579.39

		1,175,345,368.00	1,175,345,368.00
		1,895,076,222.46	1,960,435,626.83

		1,951,559,230.94	1,529,745,653.79
		12,137,238.00	12,137,238.00
		4,639,242.64	4,942,610.50
		1,294,922.99	
		239,756.07	300,100.25
		124,571.38	186,857.14
		16,554,227.78	16,554,227.78
		1,987,549,189.80	1,564,866,687.46
		5,373,297,709.74	5,679,314,334.05

	3,070,178.39	3,070,178.39
	637,870,178.39	1,507,070,178.39
	1,855,556,514.13	2,194,626,946.02
	1,175,345,368.00	1,175,345,368.00
	2,311,952,736.19	2,311,952,737.19
	162,331,345.00	162,331,345.00
	111,031,822.33	103,128,986.53
	81,742,614.09	56,591,641.31
	3,517,741,195.61	3,484,687,388.03
	5,373,297,709.74	5,679,314,334.05

2018

		949,111,225.86	807,970,565.62
		949,111,225.86	807,970,565.62
		946,805,059.15	803,446,503.39
		349,099,149.19	357,157,271.41
		24,613,835.85	27,088,322.45
		43,422,796.66	23,925,879.16
		127,120,633.18	96,387,496.80
		309,625,198.70	274,344,820.12
		308,638,923.73	282,321,717.68
		6,210,632.47	5,929,727.18

--	--	--	--	--

“ ”

		123,416,113.53	44,850,448.34
		69,129,848.26	28,616,608.05
		859,371.56	1,216,936.70
		46,676.00	
		32,731,595.27	20,608,639.85
		30,125,948.15	15,224,796.68
		32,886,224.96	16,554,453.30
		4,049,639.40	1,343,912.59
		1,643,363.19	-204,165,096.43
		158,753.21	
	“_”	81,405,873.04	60,581,219.04
		13,577.15	-83,350.68
	“ ”		1,686,142.00
	“_”		
	“_”	70,443,937.35	245,615,924.53
		8,734,420.65	0.15
		150,000.00	9,666.65
	“_”	79,028,358.00	245,606,258.03
			421,535.50
	“_”	79,028,358.00	245,184,722.53
	“_”	79,028,358.00	245,184,722.53
	“_”		
	1		
	2		
	1		
	2		
	3		
	4		
	5		
	6		
		79,028,358.00	245,184,722.53

2018

	491,986,784.03	2,212,048.24
	1,377,401.72	305,728.85

2018

	1,175.3 45,368. 00				1,895.0 76,222. 46	162.33 1,345.0 0	226.49 8,328.5 5		140.12 0,630.4 2	37.76 2,337. 00	2,048.2 04,802. 45	445.95 2,464.9 5	5,806.62 8,808.83	

2018

	1,147,784,868.00				1,846,255,232.55		-10,272.07		125,929,834.48		2,046,429,100.33	383,739,404.60	5,550,128,167.89
					-39,000,000.00		202,432,325.82				-108,183,775.22		55,248,550.60
	1,147,784,868.00				1,807,255,232.55		202,422,053.75		125,929,834.48		1,938,245,325.11	383,739,404.60	5,605,376,718.49

42

—

2

()

“ ” “ ”

[1992]1867	1993 3	1995
[1995]48		B
1996		[1996]99
A		
	914403001921790834	
2018 12 31		1,175,345,368
1,175,345,368.00		2028 58
03	350	28

012

2019 4 23

()

2018 12 31	
1	“ ”
2	“ ”
3	“ ”
4	“ ”
5	“ ”
6	“ ”
7	“ ”

47	“ ”
48	“ ”

1

2

3

4

()



5

3

1

2

1

2

4

5

6

1

“ ”

50%

“ ”

6

“ ”

2

(



3

4

“ “ ” “ ”

1

2

3

4



5

1

2

3

a

b

()

1

2

()

1

2

"



2



“

5%

2

()

1

1

2


2

			%	%
		30	10.00	3.00
		5	10.00	18.00



2

2



2

3

4

5

)()

()

1

2

5

()

1

-
- 1
 - 2
 - 3

2

和

“ () ”

()

2

3

1

2

()

		2018 6 15	2018	
		2018 15		
				“ ” “
			” “	”
			165,153,901.71	31,349,173.62
			55,158,091.77	3,842,307.08
			“ ” “	” “
1	“ ” “		”	218,592,899.66
”	“		53,958,003.26	165,066,462.48
” “	” “		14,887,491.42	
“	” “			“
” “	” “		”	148,792,474.83 54,279,505.00
“	” “		11,168,385.63	58,452,821.48
	” “		“ ”	12,763,559.75
“	” “		2,943,615.34	14,957,128.68
	” “		3,766,455.99	“ ”
”	“		0.00 0.00	0.00 0.00
”			“	

()



3%	5%	6%
9%	10%	16%
		17%

()

	200,217.38	115,582.95
	118,926,664.06	631,335,493.08
	112,614,227.90	111,761,126.97
	231,741,109.34	743,212,203.00
	65,427.35	885,858.88
	4,062.79	4,997.62

2

1




%



(%)

1

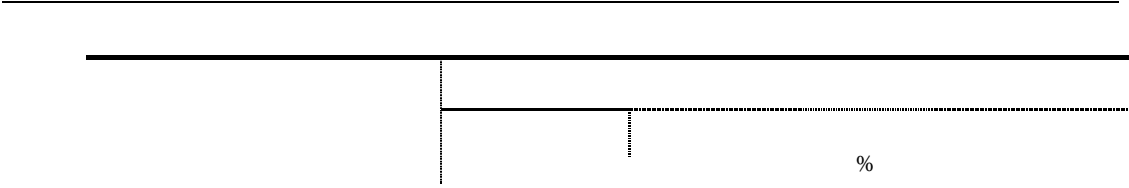


%

		(%)
	32,186,831.22	98.41

3

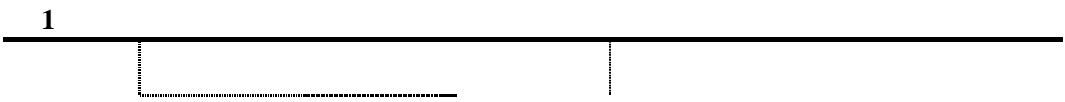
1



3

35,147.05

()



3

(%)

4

5

()

1

	112,789,007.61	358,155,310.14
	13,460,682.27	24,628,643.62



()

1

1	9,368,505,038.00	9,368,505,038.00
2	115,563,800.00	115,563,800.00

()

1

	51,187,108.61	54,914,579.39
	51,187,108.61	54,914,579.39

2		223,109.68	1,283,125.28	1,506,234.96
—		223,109.68	1,283,125.28	1,506,234.96



3

4

5

6

	417,383.80	

()

1

	116,130,549.72	109,086,001.80
	116,130,549.72	109,086,001.80

2

	5,121,222.99	5,121,222.99	8,153,702.11	8,153,702.11

3

		8,153,702.11	4,872,822.99	7,905,302.11		5,121,222.99

4

|

()

1



()

	10,924,304.41	922,000.00
*	30,000,000.00	30,000,000.00
	40,924,304.41	30,922,000.00

* 2016

30

1% 3,000

()

1

	218,592,899.66	165,066,462.48
--	----------------	----------------

()

1

	28,319,395.50	135,097,514.14	139,704,662.12	23,712,247.52
-	21,812.84	10,142,994.80	10,122,735.44	42,072.20

		2,689,715.35	2,443,812.28
--	--	--------------	--------------

	33,628,744.71	24,029,519.42
--	---------------	---------------

	80,000,000.00	80,000,000.00
()	20,000,000.00	

3,000

2017 10 31

2019 10 30

				2018	12	31			14,000
				14,000				0	
5	2017	11	6						
				2017					
								13,000	
	2017	11	6	2022	9	20	2018	12	31
							2,600		
				9,750					
				7,150					
6	2018	3	29						
				2,000					2018
4	30			1,536			2018	4	30
							2020	3	28
	2018	5		32.5			2018	5	31
							2020	3	28
				313,700	5	3/4	Ü-D@6r€M,, O!n		10,419
							2018	12	31
	0.00			1,568.5					

	16,000	16,000
16,000		0

()

*1				
*2	1			
	2		-27,502,714.05	3
		-20,000,000.00		
()			

		162,331,345.00		162,331,345.00
--	--	----------------	--	----------------

()

--	--	--	--	--	--	--	--	--

/

()

		308,638,923.73	282,321,717.68

27	2018 4 28				
	876,100.00	200,000.00			
4				“	”
			2018 11 22		
	10,000.00				
5			2018 9 12		
	15,233.75				
6					
				2013 126	， “
	2013 126	”			
2015 148			2018 8 29	2018 12 5	
	3,887.16	3,674.54			
7				2016 1	
		100,118.35			
*2				242,057.76	
()	<hr/>				
				1,539,070.58	



	-30,295,784.33	23,475,081.92
	29,404,629.89	67,203,784.32

		5,973,060.82	13,119,788.08
--	--	--------------	---------------

		1,093,723.63	823,827.87
--	--	--------------	------------

	120,827,068.59	631,654,078.28

()

	4,062.79	
	106,342,985.84	

4,566,992.12

()

1

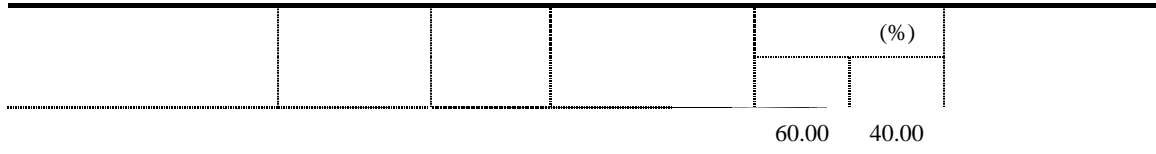
*	100.00%		2018/12/28		102,871,096.21	-8,984,363.19	108,525,891.50	-57,761,473.36
	100.00%		2018/1/6					

2

	48,625,494.35	1.00
—	-263,394,926.23	1.00

()

1



|



()

()

1

		100	
	100		
100		-5,211,207.82	100
5,211,207.82			

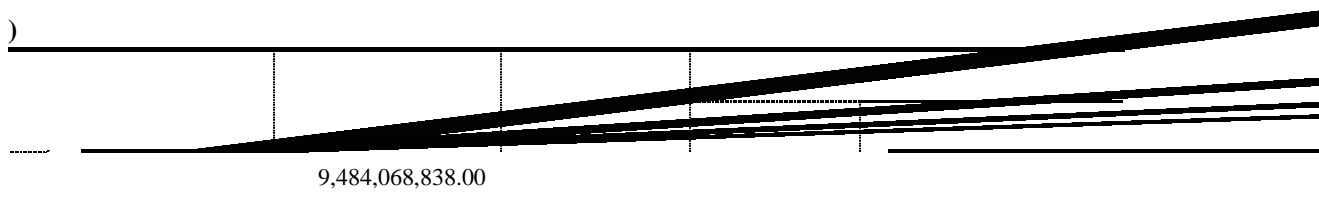
165

--	--	--	--

()

		9,484,068,838.00	9,484,068,838.00
1.			
2.		9,484,068,838.00	9,484,068,838.00
3.			
		9,484,068,838.00	9,484,068,838.00

()





/

		2,882,395.92	8,572,998.72
		5,015,687.88	
		8,211,210.84	4,921,230.97
		471,698.10	1,037,735.85
		471,698.10	1,037,735.85

		2,218,660.61	2,075,709.02
		20,733,218.22	19,892,864.89


		2,071,428.57	2,761,904.76
--	--	--------------	--------------

*2	1,000,000.00	2018/6/1	2021/5/11	
*2	300,000,000.00	2017/6/9	2018/6/29	
*2	235,310,000.00	2018/6/30	2018/7/31	
*2	185,310,000.00	2018/7/31	2018/9/28	

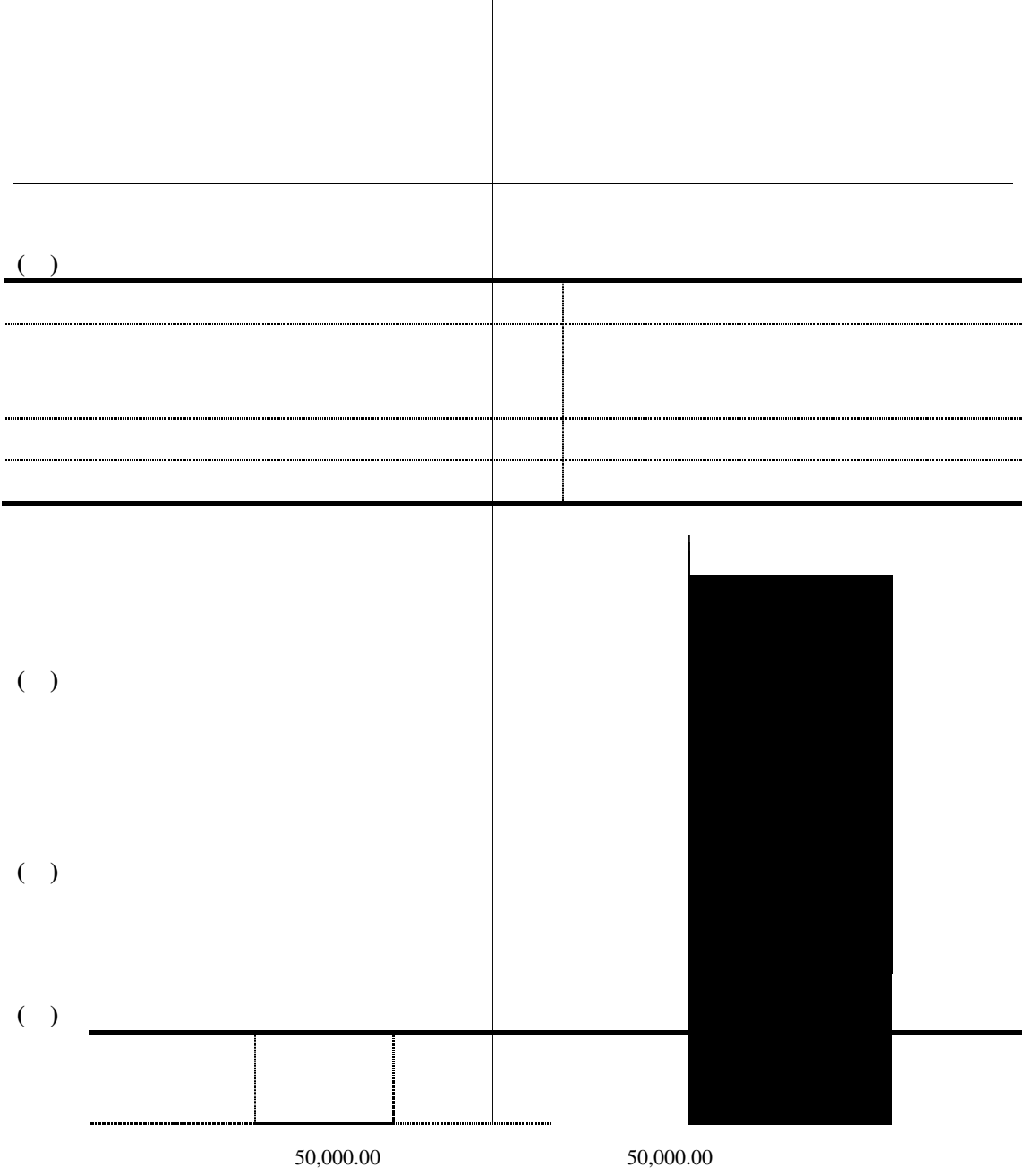
	2018	2017
	258,083,425.77	309,673,425.77

6





<2017



	9,484,068,838.00	9,368,505,038.00
	9,484,068,838.00	9,368,505,038.00

2 ()
2018 12 31

1	1	37,173,254.79
1-2	2	35,141,330.22

1

1

--	--	--

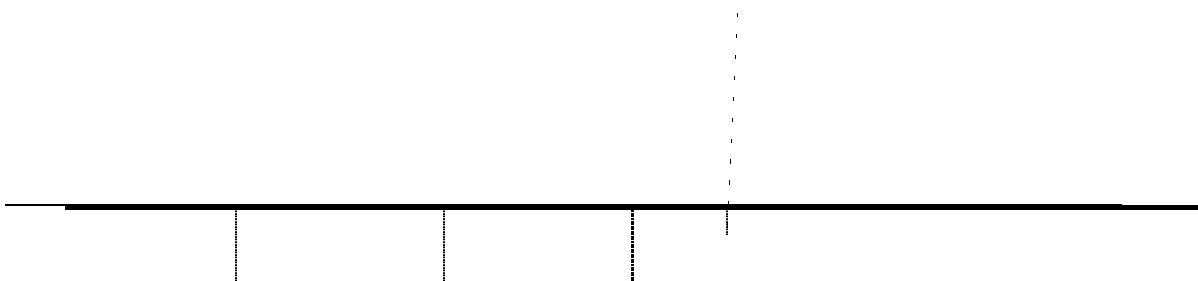
%

()

1,779,505.00

<hr/>				
<hr/>				
				%
1	1	83,902.24	4,195.11	5.00
<hr/>				

5					
		1,790,693,872.81	1 2-	1-2	(%)



()

