



	82028736				518000
					E4700
			[2009]401009		2009 7
			ZS-2014-0017		2014 3
	---				
	4664		97.5		2.09%
	4664		97.5		2.09%
	2015 6				2017 6
	---				

~

~

2009 6

2009 7

~

--	--

1

2

3

4



GB3095-2012

—

[1996]352



				1
	1			17.7m
	6983.44m <sup>2</sup>		6473.57m <sup>2</sup>	
509.87m <sup>2</sup>	26	2		
	4664		97.5	
[2017]009				
	DN400		DN400	1
G3-6SF			DN200	
			DN300	
	2009 7		2015 6	2017
6				
				[2009]401009

4					4
	<b>2009</b>	<b>2014</b>	<b>2017</b>		
	7000m <sup>2</sup>		---	+215.52m <sup>2</sup>	
	7000m <sup>2</sup>	7133.64	6983.44m <sup>2</sup>	-16.56m <sup>2</sup>	
	7000m <sup>2</sup>	7133.64	6983.44m <sup>2</sup>	-16.56m <sup>2</sup>	
4					
		16.56			

5

5

			0.5	0.5
			4.5	4.5
			5.0	5.0
			5.0	5.0
			1.5	1.5
			-	-

1

2

1

2

1

1

2.

3.

1.

2.

3.

4.

1.

( )

2.

2

CO

NO<sub>x</sub>

THC

2009.5

1

2

3

10-22dB A

22:00-6:00

4

1

2



/				
			1 2  3	
			1  2	
		12:00-14:00 23:00-7:00	1  2 3 12:00 14:00 22:00 7:00	
			1  2	

1

2




2015

1

6

6 2015


$\mu\text{g}/\text{m}^3$  ~~MCP AM01.71 4~~

	11.8	<b>1.18</b>	10
	8.87	<b>4.44</b>	2.0
	0.836	<b>2.09</b>	0.4
	13.19	<b>6.60</b>	2.0
	0.021	0.02	1.0
	0.021	0.01	2.0
	0.42	0.28	1.5
	0.0011	0.06	0.02
	0.0019	0.02	0.1
	0.00003	0.03	0.001
	0.00077	0.08	0.01
	0.006	0.06	0.1
	0.0050	0.05	0.1
	0.002	0.01	0.2
	0.002	0.02	0.1
	0.31	0.31	1.0
	0.197	0.66	0.3
	0.02	0.02	1.0
	84000	<b>2.10</b>	40000


1 V

24 2015 2015  
73.0 26.9%

24










1

2


3

4





--	--



4-1

