

2018



2018 08







	B		000056 200056
	Shenzhen Wongtee International Enterprise Co., Ltd.		

	58	2028


	-11,329.82	
	1,126,100.00	
	-114,719.35	
	314,978.44	
	13,423.84	
	671,648.55	--

1

1

1

2017

**1**

	35% 2018 7
	2017

**2**

		4.57	58.46%	
1.01	3.50%			
2018				
1				
2				
3			148	
9,048.93				
2				
84.44%				1.46
100.66%	6,746	35.03%		
Ä				



	411,641,062.09	135,631,703.96	67.05%	42.71%	96.51%	-9.02%
	37,782,718.76	23,605,482.56	37.52%			
	7,635,675.01	5,722,021.58	25.06%			

	83,970,755.83	56.36%		

1

	8,671,850,778.70	63.49%	8,478,237,831.02	69.35%	-5.86%	2017
	770,000,000.00	5.64%	350,000,000.00	2.86%	2.78%	
	4,047,581,371.00	29.63%	3,884,600,000.00	31.78%	-2.15%	

2

	8,576,329,738.00				95,521,040.70	8,671,850,778.70
	8,576,329,738.00				95,521,040.70	8,671,850,778.70





10%

			5,000,000.00	9,129,113,86	2,710,799,27	106,153,819.	50,924,849	52,015,854.27
				4.37	2.13	84	.33	
			2,940,000,00	3,017,886,02	2,286,676,16	87,002,406.8	132,619,32	115,103,997.19
			0.00	9.77	7.38	2	1.95	

1

2

**1**



---

--	--	--	--	--	--	--	--


789.93

1,668.52

1

2017	51	2,756.05	5.89 /
2017 7 25		2017 8 7	
2018 6 22	2017	2017	
2017			
826.815		5.89 /	
2018 6 22	2017	2017	9
432.768	5.89 /		
	1,259.583		

1

					25								
					/	1,019.33	10.59%	0			13-33		
					1.5	272.53	2.83%	0			1-2	2016 01 16	





											2018-39
			35%		42,000	42,148.01	42,000			2018 0 06 02	2018-52

3

4

5



---

--	--	--	--	--	--	--	--	--	--

--	--

1

	645,999,562	54.96%				211,685			

2

	817,034	0	211,685	1,028,719		25% 75%
	817,034	0	211,685	1,028,719	--	--

		1.48%	17,398,704	0	0	17,398,704		
1								
BOCI SECURITIES LIMITED		1.45%	16,990,844	0	0	16,990,844		
		1.21%	14,188,604	-3,711,400	0	14,188,604		
77		1.18%	13,835,158	-511,800	0	13,835,158		
10	3	10			2015	9	9	A 36
		49.08%		2018	6	30		576,836,222
			10					

10				
10		2018 6 30		576,836,222
10	49.08%			



			1,371,626			1,371,626	0		0
			2,546,700			2,546,700	2,546,700		2,546,700
			2,550,000			2,550,000	2,550,000		2,550,000
			0			0	0		0





1

2018 06 30

	600,202,358.03	741,229,308.71
	18,213,708.75	4,057,568.75
	102,703,291.67	52,707,137.13
	299,996,403.75	4,424,585.89
	2,060,190,000.00	2,069,100,000.00
	7,838,452.20	11,168,385.63
	88,943,744.60	89,261,543.57
	22,647,267.49	22,761,072.88
	415,164,915.75	578,432,816.76
	44,316,267.05	51,497,986.24
	3,660,216,409.29	3,624,640,405.56

---

	6,000,000.00	507,000,000.00
	143,400,000.00	

---

	935,350,000.00	645,040,000.00
	2,287,779,225.71	2,068,043,697.56

	16,854,200.42	3,842,307.08
	281,816,596.40	14,400.00
	87,278,006.48	58,452,821.48
	3,262,256,748.53	3,836,591,023.85
		31,266.84
	3,974,558,082.56	4,114,447,646.59
	1,000,000.00	1,000,000.00
	1,530,494,427.49	1,529,745,653.79
	12,137,238.00	12,137,238.00
	4,784,049.85	4,942,610.50
	254,800.25	300,100.25
	155,714.26	186,857.14
	16,554,227.78	16,554,227.78
	1,565,380,457.63	1,564,866,687.46
	5,539,938,540.19	5,679,314,334.05
	350,000,000.00	300,000,000.00
		14,887,491.42
	988,577.00	11,343,919.89
	1,390,896.92	4,698,116.82
	16,457,348.47	13,546,064.28
	3,038,965.51	3,766,455.99

---

	47,013,814.72	
	347,803,018.18	247,114,719.23
	424,510,000.00	92,200,000.00
	1,191,202,620.80	687,556,767.63





|

|

|

|

---

	148,718,866.00	760,000,000.00

---

		1,000,000.00
	278,800,001.00	
	278,911,218.97	1,004,030.00
	-278,877,717.29	

---

	1,175,345.368.00			1,940,435,626.83	162,331,345.00	-9,918.07		132,217,794.62		2,215,046,282.07	486,042,348.39	5,786,746,156.84



2

2											
3											
4											
1											
2											
	1,175,34 5,368.00				2,311,952 ,737.19	162,331,3 45.00			103,128,9 86.53	35,669, 994.28	3,463,765 ,741.00

	1,147,78 4,868.00				2,177,315 ,618.39				96,841,02 6.39	-182,30 5,121.0 8	3,239,636 ,391.70	
	1,147,78 4,868.00											



( )

			1992	1867		1993	3		
			41,701,800	1994					10 10
			41,701,800		1995				[1995]48
			B	50,000,000					1996
						1996	99		A
20,000,000							1997	5	
					1997	38			10 1
	10	1					30,680,720		1998 5
						1998	45		10 2
				36,816,864					220,901,184
2014	6	27		2013					2013 12 31
									220,901,184
	10	2		44,180,236					
265,081,420									
2015	7	1							

27,560,500

1,175,345,368.00

914403001921790834

2018 6 30

1,175,345,368

1,175,345,368.00

2028

58 03

2028

58 03

---

17

18

( )

15

( )

12

( )

( )

1 1 12 31

( )

12

( )

( )



2

3

4

( )

1

2

3

4

5

( )

( )

**1**

**2**

( )

**1**

2

1

2

31A

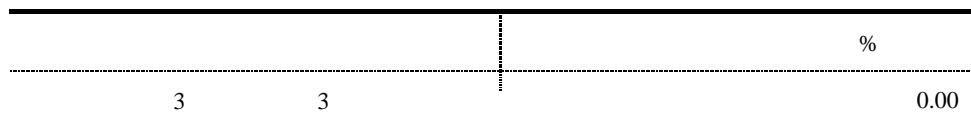
3

5



3

4



6-12

1  
2  
3  
4

1%

2

1.5%

2%

25%

50%

100%

**3**

1

2

3

a

b

( )

1

2

( )

**1**

**2**

1

2



( )

- 1
- 2
- 3
- 4

1

5%

2

1

2

3

4

( )

( )

1

1

2

3



2

**2**


**3**

**4**

**3**

4

5

( )

( )

( )

1

2

5

( )

1

**2**

1

2

( )

**3**

( )

**1**

1

2

3

**2**

( )

( )

[ ]

**1**

[ ] [ ]

2

( )

1

1

2

3

4

5

2

3


( )  
1

**2**

**3**

( )

**1**





---

	958,616.25	213,556.25
	18,213,708.75	4,057,568.75

---


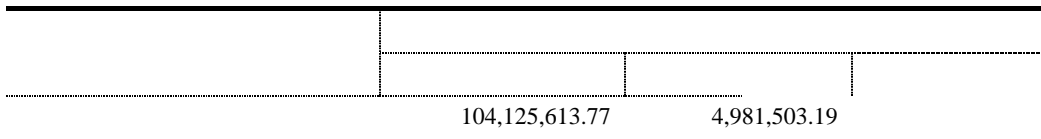
2

3

4

( )

1



( )

1

--	--	--



( )

**1**

---

---

	26,694,852.98	26,611,020.57
	19,999,340.98	19,084,630.00
	48,552,686.63	50,536,250.55
		96,876,863.32

---

**5**

---



( )

**1**

	1,000,000.00	1,000,000.00	501,000,000.00	501,000,000.00	
	5,000,000.00	5,000,000.00	6,000,000.00	6,000,000.00	

( )

**1**

	161,734,524.26
	18,334,524.26

( )



( )

1

1

2



2

3

4

5

--	--	--

( )

1



( )

	6,100,289.77	6,100,289.77
	197,340.82	197,340.82
	197,340.82	197,340.82

( )

**1**

---

--	--	--	--	--	--

31,531,701.31

( )

---

	43,044,388.24	773,239.19	7,337,055.27	36,480,572.16
--	---------------	------------	--------------	---------------

2018

---

---

	450,000,000.00	350,000,000.00
--	----------------	----------------

**1**

---

62,563,596.07

75,859,718.07



**1**

---

	4,650,950.98	8,166,808.62

( )

**1**

---

		321,900,000.00	444,000,000.00



---

300,000	2016	3	30	2021	3	30	
							PHL
			60%				
40%							
2017	12	31		4,000			
296,000							

( )

	162,331,345.00			162,331,345.00

( )

--	--	--	--	--	--	--	--	--	--





---


( )

---

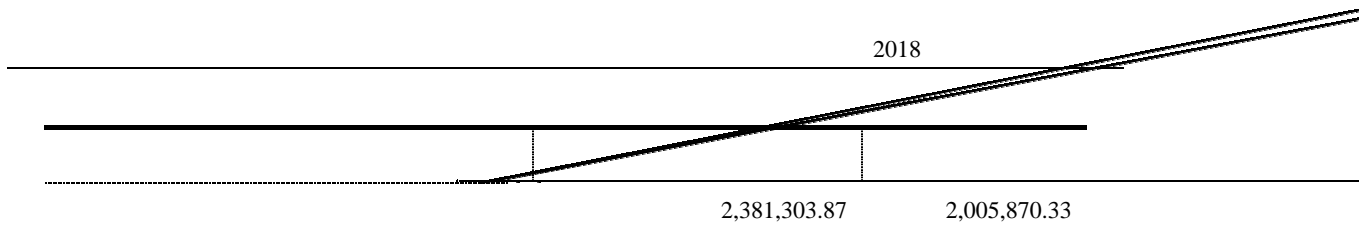
---

				/
*2	50,000.00			

---

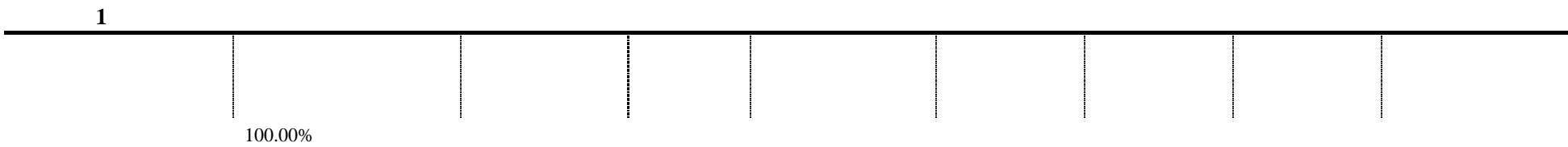
	-7,875,227.21


---



---





					<div style="text-align: right;">(%)</div>	
				51.00	49.00	
					100.00	

---

2,116,976,984.1 0	5,294,595.00	2,122,271,579 .10	1,027,621,604 .48	1,027,621,604 .48
----------------------	--------------	----------------------	----------------------	----------------------

( )

**1**

				48.13	

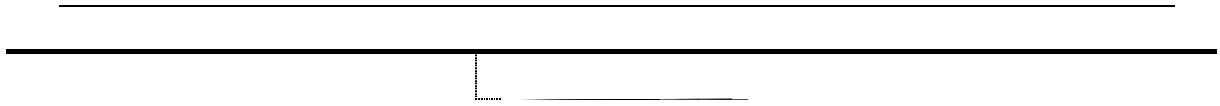
**2**

			/		/




---

( )



---

---






---

--	--	--	--	--

2017/10/13

2018/3/28

1,635,220.11



*2	104,500,000.00	2016/8/5	2021/8/4	

\*1

\*2


**4**

**5**

				35,643,400.00
--	--	--	--	---------------

---

		600,000.00	30,000.00	



---

( )

---

---





	2018	6	22		2017		2017			
				1,175,345,368		10	0.40			
	A			2018	8	14	2018	8	15	
B				2018	8	14	2018	8	15	
2018	8	17								
2018	5	31		2018			2018	6	22	2017



2

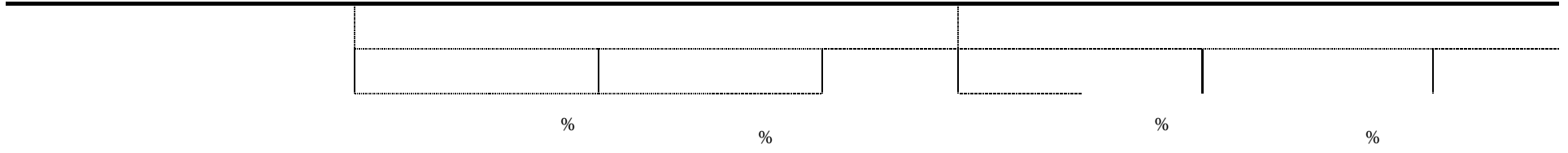
---

	116,679,044.99	96,220,683.97	184,194,590.48	59,965,136.42		457,059,455.86
	116,679,044.99	96,220,683.97	184,194,590.48	59,965,136.42		457,059,455.86

---

( )

**1**





---

( )

1

---

---

---

%

---

5

(%)

---

		356,043,767.71		356,043,767.71		

---

( )

57,748,214.79

---